



# SCHOOL DISTRICT OF CRIVITZ

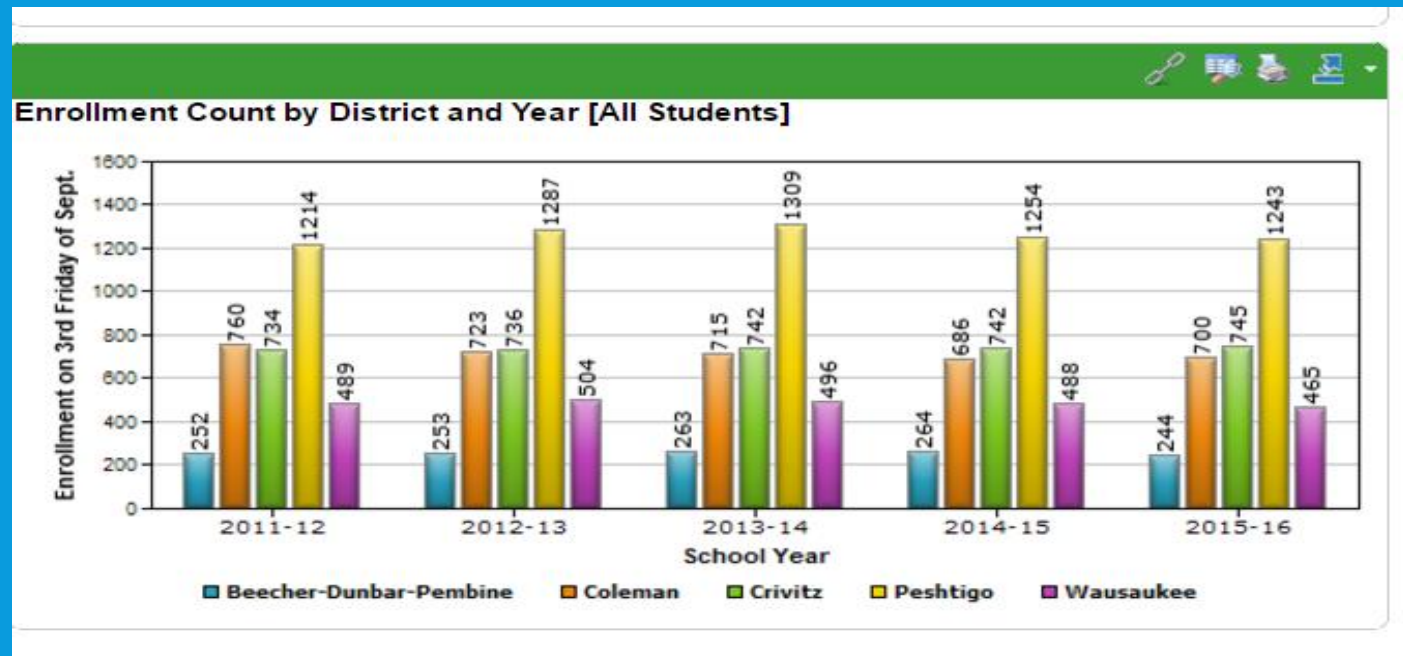
Demographic and Financial Data

# DEMOGRAPHIC DATA

## 2016 Student Count

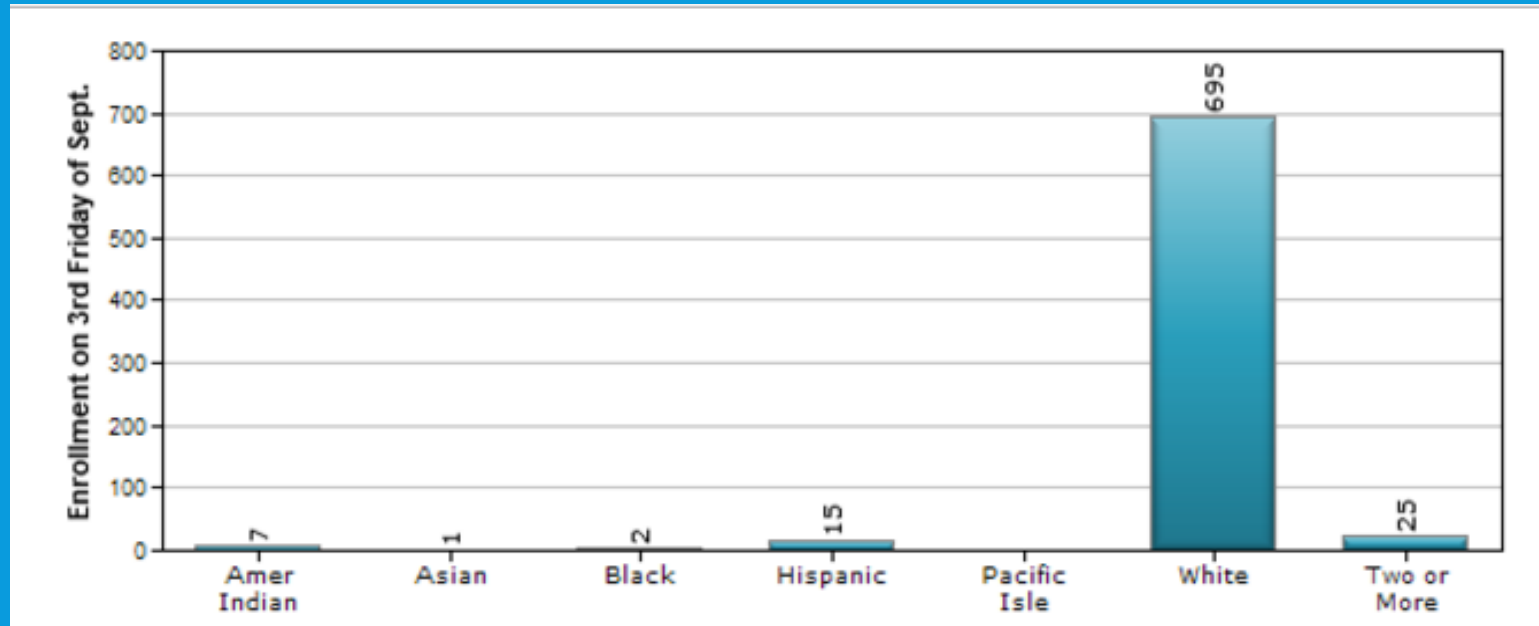
| Grade        | #          |
|--------------|------------|
| EC           | 5          |
| 4K           | 53         |
| 5K           | 56         |
| 1            | 58         |
| 2            | 47         |
| 3            | 35         |
| 4            | 58         |
| 5            | 50         |
| 6            | 73         |
| 7            | 55         |
| 8            | 47         |
| 9            | 66         |
| 10           | 40         |
| 11           | 49         |
| 12           | 54         |
| <b>Total</b> | <b>746</b> |

## Enrollment Trends Comparison



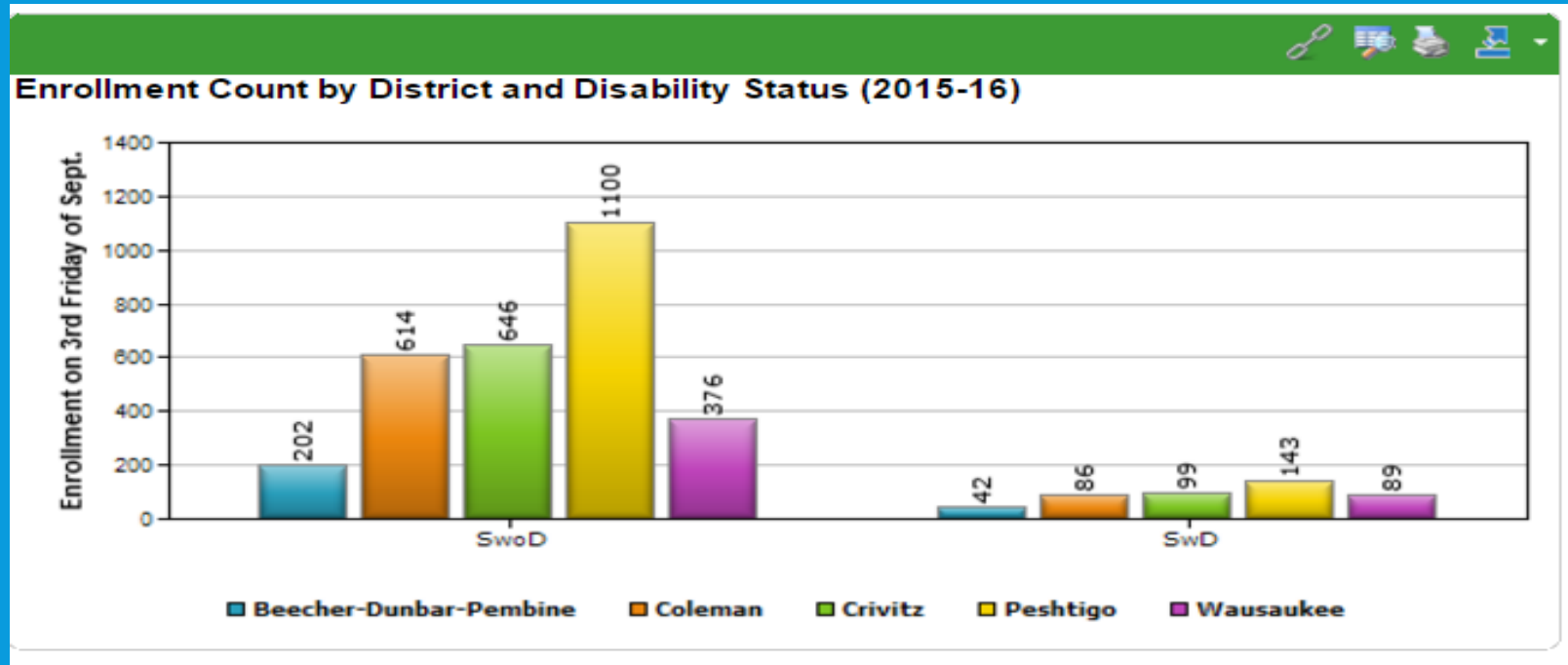
# DEMOGRAPHIC DATA

Student Population by Race/Ethnicity  
2015-2016



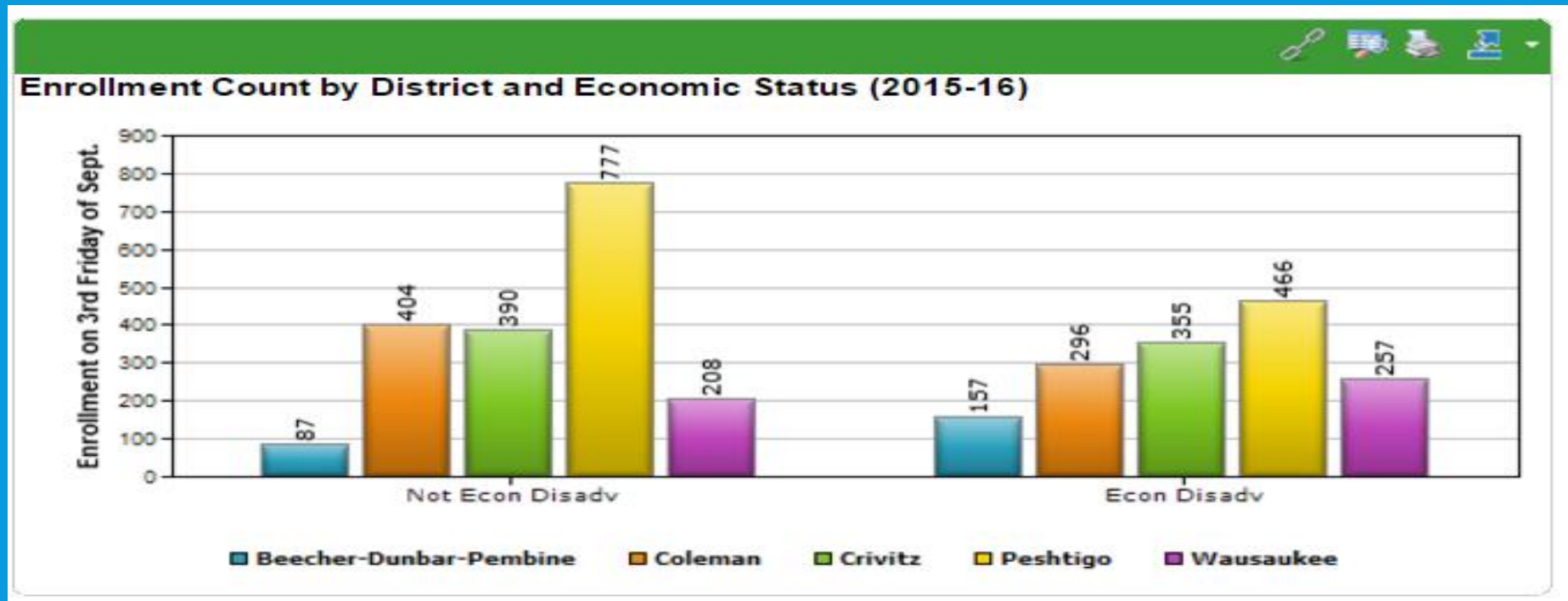
# DEMOGRAPHIC DATA

Number of students with Disabilities 2015-2016



# DEMOGRAPHIC DATA

Students in Poverty  
(based on free and reduced lunch eligibility)  
2016-2017 = 47%



# FINANCIAL DATA

2014-2015

## Financial Data

(most recent available comparative data)

|                  | Crivitz   | Coleman       | Wausaukee     | B-D-P         | Peshtigo      |
|------------------|-----------|---------------|---------------|---------------|---------------|
| Tax Levy         | 7,039,719 | 4,280,920     | 5,248,336     | 3,104,091     | 2,990,070     |
| Fed Aid          | 692,974   | 594,170       | 594,875       | 331,745       | 751,226       |
| State Aid        | 1,397,607 | 3,721,286     | 1,056,056     | 589,087       | 9,111,234     |
| Revenue Limit    | 6,727,595 | 6,525,110     | 4,884,138     | 3,004,864     | 10,620,566    |
| 2015-16 Tax Levy | 7,098,733 | 4,311,110     | 5,393,817     | 3,426,804     | 3,179,159     |
| 2016-17 Tax Levy | 6,832,747 | (unavailable) | (unavailable) | (unavailable) | (unavailable) |

# FINANCIAL DATA

Comparative Cost Data  
Sorted by District Name  
2014-2015 School District Annual Report Data \*

| NAME      | 2015-2016<br>Mill<br>Rate | TOTAL<br>CURRENT<br>EDUCATION<br>COST<br>(TCEC) | TRANSPORTATION<br>COST | FACILITY<br>COST | TOTAL<br>EDUCATION<br>COST<br>(TEC) | FOOD &<br>COMMUNITY<br>SERVICE<br>COST | TOTAL<br>DISTRICT<br>COST<br>(TDC) | 14-15<br>MEMBERSH<br>IP |
|-----------|---------------------------|---|------------------------|------------------|-------------------------------------|--|------------------------------------|-------------------------|
| Crivitz   | 8.37                      | 7,457,776                                       | 444,723                | 929,675          | 8,832,174                           | 358,863                                | 9,191,037                          | 729                     |
| Coleman   | 9.49                      | 7,582,599                                       | 465,238                | 376,983          | 8,424,820                           | 319,891                                | 8,744,711                          | 698                     |
| Wausaukee | 8.69                      | 5,755,245                                       | 410,177                | 490,152          | 6,655,574                           | 295,974                                | 6,951,548                          | 508                     |
| Peshtigo  | 9.21                      | 11,843,882                                      | 415,538                | 993,553          | 13,252,972                          | 480,520                                | 13,733,493                         | 1,134                   |
| B-D-P     | 13.78                     | 3,623,364                                       | 153,018                | 371,319          | 4,147,701                           | 119,309                                | 4,267,010                          | 263                     |